

TWO-FACTOR AUTHENTICATION (2FA)

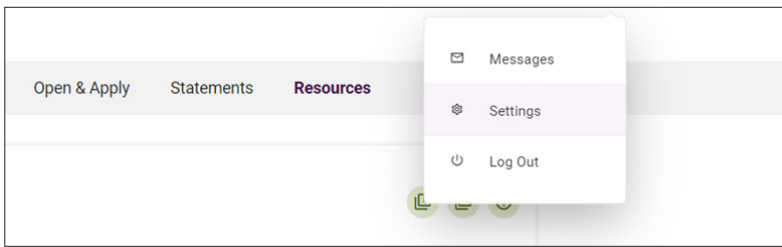
What is 2FA?

2FA, or Two-Factor Authentication, sometimes referred to as two-step verification, serves as an extra layer of security for stronger protection of your online accounts.

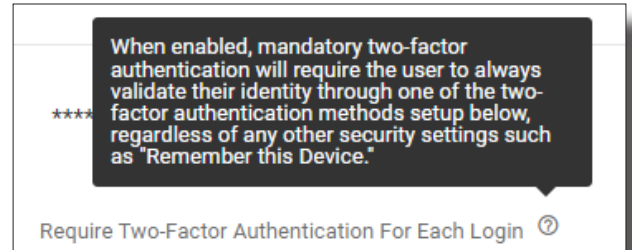
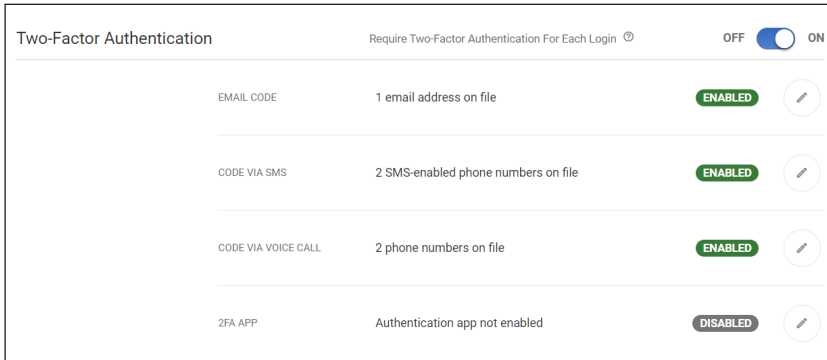
When enabled within online banking, you will need to enter your password (first factor) and then provide a second security code (second factor) from one of the following: text message, email, voice message or 2FA app. You, and anyone else, won't be able to access your credit union accounts until both factors have been successfully provided.

Enable 2FA within Online Banking:

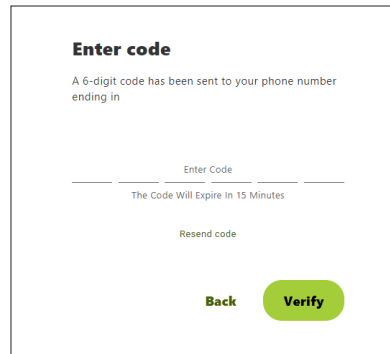
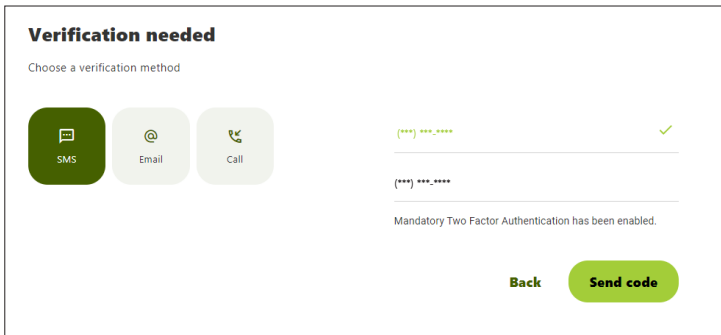
1. Login to Online banking via web browser.
2. Go to the top right drop down menu and select "Settings" then click on "Security."



3. Toggle "Require Two-Factor Authentication For Each Login" to the **ON** position and enable the options you'd like to use.



4. Next time you login you will see this prompt.



You have now enhanced your online banking security with two-factor authentication (2FA)